



好玩的喝水鳥



愛因斯坦十分驚歎喝水鳥的設計巧妙。




值日生 小明

原理:

1.

嘴巴沾水, 吸熱蒸發, 頭部蒸氣壓下降。



3. 肚子液骨豐上升, 頭部越來越重, 最後點頭。

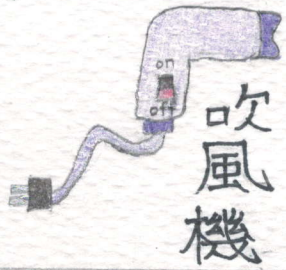
2. 肚子蒸氣壓大於頭部, 液骨豐上升。

實驗器材

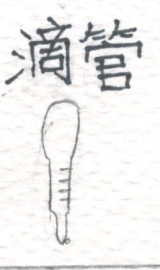
95%酒精

油漆

喝水鳥




塑膠杯



實驗 1: 用不同溫度的水來啟動

嘴巴喝水 肚子滴水





實驗結果


	嘴巴喝水	肚子滴水
5°C	○	×
26°C	○	×
82°C	×	○

實驗 2: 不用水來啟動

① 讓它「喝酒」




② 用吹風機吹它的肚子




③ 晒太陽



頭部塗
銀色油漆





肚子塗
黑色油漆



開始傾斜



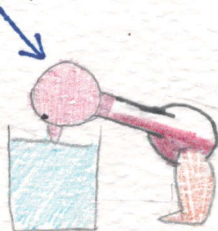



點頭




實驗3: 測量喝水週期

開始計時




實驗方法：

5°C 26°C



喝水吧！
測量喝水週期




實驗結果：



26°C




5°C



1. 冰水
蒸發慢

2. 頭的蒸氣
壓降低較
慢



所以喝
水週期
比室溫水
長很多